

HOSMED PRODUCT OFFERING FOR 2020 AND CONTRIBUTIONS @ 100%

Established
IN 1988

PLUS OPTION

Designed for families that want comprehensive healthcare cover that affords them total peace of mind

HOSPITAL BENEFIT

Unlimited at any hospital

DAY-TO-DAY BENEFITS

Traditional cover with sub-limits applicable

HOSMED – WE CARE ADDITIONAL BENEFITS PROVIDED

- ✓ Maternity Benefits
- ✓ Chronic Condition Benefits
- ✓ Wellness Benefit

MEMBER CONTRIBUTIONS
R5 438

NEW!

VALUE CORE OPTION

Contribution discounted option with substantial healthcare cover

HOSPITAL BENEFIT

Within a designated provider network

DAY-TO-DAY BENEFITS

Traditional cover with sub-limits applicable

HOSMED – WE CARE ADDITIONAL BENEFITS PROVIDED

- ✓ Maternity Benefits
- ✓ Chronic Condition Benefits
- ✓ Wellness Benefit

MEMBER CONTRIBUTIONS
R3 214

VALUE OPTION

Designed for families that want to be assured of substantial healthcare cover

HOSPITAL BENEFIT

Unlimited at any hospital

DAY-TO-DAY BENEFITS

Traditional cover with sub-limits applicable

HOSMED – WE CARE ADDITIONAL BENEFITS PROVIDED

- ✓ Maternity Benefits
- ✓ Chronic Condition Benefits
- ✓ Wellness Benefit

MEMBER CONTRIBUTIONS
R3 493

ACCESS OPTION

A new generation option for young families, assuring adequate healthcare cover

HOSPITAL BENEFIT

Unlimited at hospital network

DAY-TO-DAY BENEFITS

Medical Savings Account (as from 1 Jan 2018)

HOSMED – WE CARE ADDITIONAL BENEFITS PROVIDED

- ✓ Maternity Benefits
- ✓ Chronic Condition Benefits
- ✓ Wellness Benefit

MEMBER CONTRIBUTIONS
R2 450

ESSENTIAL OPTION

Suitable for families looking for essential cover

HOSPITAL BENEFIT

Unlimited at hospital network for PMB conditions ONLY

DAY-TO-DAY BENEFITS









Unlimited GP visits at network provider

HOSMED – WE CARE ADDITIONAL BENEFITS PROVIDED

- ✓ Maternity Benefits
- ✓ Chronic Condition Benefits
- ✓ Wellness Benefit

MEMBER CONTRIBUTIONS
R0-R8 500 – R1 396
R8 501-R13 000 – R1 705
R13 000+ – R2 131

2020 CONTRIBUTIONS

		PLUS OPTION	VALUE CORE OPTION	VALUE OPTION	ACCESS OPTION			ESSENTIAL OPTION		
Monthly Income		R0+	R0+	R0+	R0+	R0+	R0+	R0 - R8 500	R8 501 - R13 000	R13 001+
Contribution					Risk	Savings	Total			
	Member	R5 438	R3 214	R3 493	R1 960	R490	R2 450	R1 396	R1 705	R2 131
	Adult	R4 155	R2 350	R2 554	R1 688	R422	R2 110	R1 328	R1 621	R2 027
	Child*	R931	R547	R594	R381	R95	R476	R479	R623	R825
Combined Contributions:										
	Member + Adult	R9 593	R5 564	R6 047	R3 648	R912	R4 560	R2 724	R3 326	R4 158
	Member + 1 Child	R6 369	R3 761	R4 087	R2 341	R585	R2 926	R1 875	R2 328	R2 956
	Member + Adult + 1 Child	R10 524	R6 111	R6 641	R4 029	R1 007	R5 036	R3 203	R3 949	R4 983
	Member + Adult + 2 Children	R11 455	R6 658	R7 235	R4 410	R1 102	R5 512	R3 682	R4 572	R5 808
	Family (Maximum 3 Children Per Family Charged)	R12 386	R7 205	R7 829	R4 791	R1 197	R5 988	R5 195	R4 572	R6 633

Pictures for illustration purposes only

* Member pays for the first three children only